



Name: _____

Haiku 1

Moonlight whispers low,
Silent paws in snow they tread,
Wolves roam wild and free.

Haiku 2


Amidst moonlit pines,
Silent shadows hunt as one,
Wolves' ancient dance flows.

Haiku 3

Moonlit wolves roam free,
Silent guardians of night,
Wildness in their eyes.

Wolves

Haiku



Creating a haiku about wolves can be a delightful poetic journey. Follow these simple directions:

1. **Understanding Haiku:** First, understand the structure of a haiku. It typically consists of three lines with a syllable pattern of 5-7-5.
2. **Inspiration Gathering:** Think about wolves and what they represent to you. Consider their habitat, behavior, appearance, and the feelings they create.
3. **Focus on Nature:** Haiku often capture moments in nature. Wolves are creatures of the wild, so focusing on their natural environment can be a good starting point.
4. **Choose a Theme:** Decide on a specific aspect of wolves that you want to talk about in your haiku. It could be their howling, hunting, pack dynamics, or their mysterious nature.
5. **Syllable Counting:** Write your haiku following the 5-7-5 syllable pattern. Each line should present a different aspect of your chosen theme.
6. **Capture the Essence:** Try to capture the essence of wolves in your poem.

Brainstorm words that come to mind when you think about wolves. Think about what they look like, what they sound like, what they do, etc... Write the words in the correct boxes.

One-Syllable Words

Two-Syllable Words


Three-Syllable Words

Four-Syllable Words

 Name: _____

Wolves

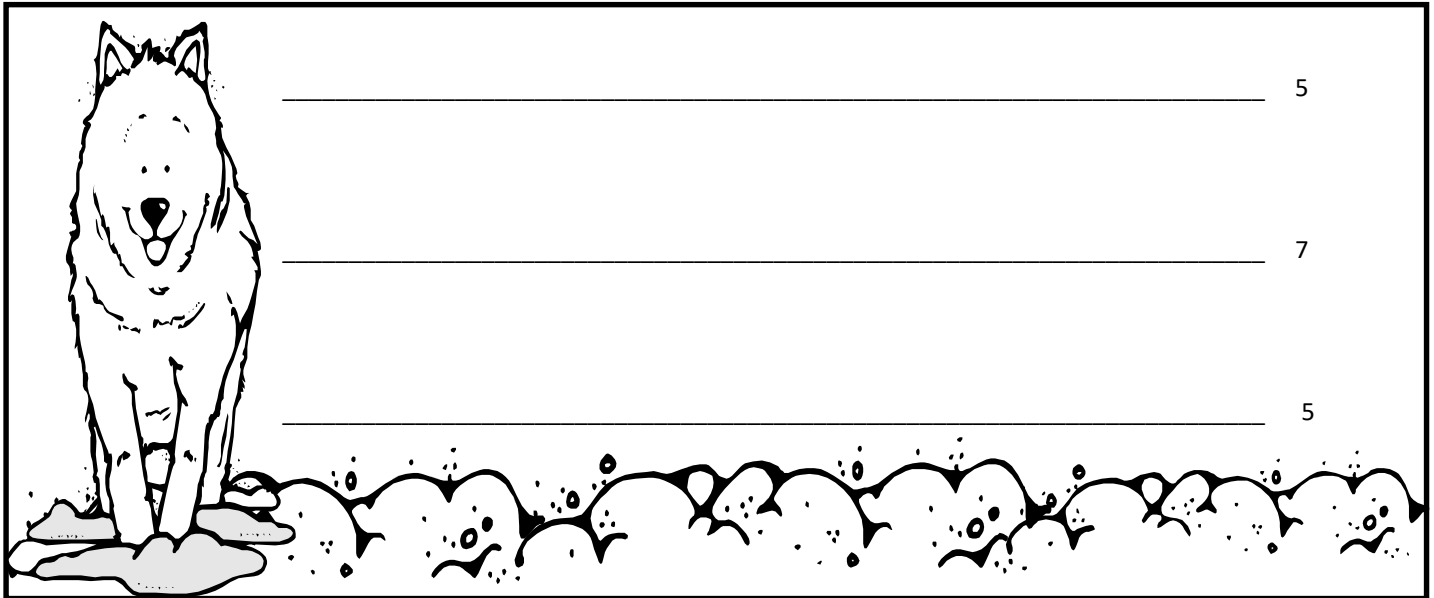
Haiku



_____ 5

_____ 7

_____ 5



_____ 5

_____ 7

_____ 5