






Name: _____

GRAPHS

Easter Egg Hunt Pictograph

Jack, Jill, Tom, Ken, and Mary went on an Easter egg hunt. The graph shows how many eggs each child found. Use the graph to answer the questions below.

Jack	
Jill	
Tom	
Ken	
Mary	

 = two eggs

1. How many eggs did Jack find? 1. _____
2. Who found the most eggs? 2. _____
3. Which children found the same amount of eggs?
3. _____
4. How many more eggs did Mary find than Tom? 4. _____
5. How many eggs did the children find altogether? 5. _____
6. Draw tally marks to show how many eggs were found in all.
6. _____