



Name: _____

April Writing Prompts




Name: _____



April Fool's Day is April 1st. Write about a trick you would like to play on somebody. Include details.

Handwriting practice lines consisting of multiple sets of three horizontal lines (top, middle, bottom) with a dotted line in the middle, providing space for writing a response.


Name: _____



April showers bring May flowers. Explain what you know about the water cycle. Use details and the correct words.

Handwriting practice lines consisting of multiple sets of three horizontal lines (top, middle, bottom) with a dashed midline for letter height guidance.


Name: _____



Write about the chores you perform at your house. Include details and explain how you perform your chores.

A series of horizontal lines for writing, consisting of a solid top line, a dashed middle line, and a solid bottom line. This pattern repeats down the page to provide space for the student's response.


Name: _____



What do you like to do on rainy days?

Handwriting practice lines consisting of multiple sets of horizontal lines. Each set includes a solid top line, a dashed midline, and a solid bottom line, providing a guide for letter height and placement.


Name: _____



What are your favorite things about spring? What things do you like to do?

Handwriting practice lines consisting of multiple sets of three horizontal lines (top, middle, bottom) with a dashed midline for letter height guidance.


Name: _____



Explain why it is important to recycle.

Handwriting practice lines consisting of multiple sets of three horizontal lines (top solid, middle dashed, bottom solid) for writing.


Name: _____



Which planet would you like to visit if you could travel into space?
Write about why you would like to go and what you would do there.

Handwriting practice lines consisting of multiple sets of three horizontal lines (top, middle, bottom) with a dotted line in the middle, providing space for writing.


Name: _____



What would you like to grow in your garden?

Handwriting practice lines consisting of multiple sets of three horizontal lines (top, middle, bottom) with a dashed midline for letter height guidance.


Name: _____



What are some ways your family celebrates Easter? What activities are involved?

Handwriting practice lines consisting of multiple sets of three horizontal lines (top solid, middle dashed, bottom solid) for writing.


Name: _____



Why is it important to plant trees? How do trees benefit us? What are some things we get from trees?

Handwriting practice lines consisting of multiple sets of three horizontal lines (top, middle, bottom) for writing.


Name: _____



Write a letter to a friend. Tell the person what makes him/her a good friend.

Handwriting practice lines consisting of multiple sets of three horizontal lines (top solid, middle dashed, bottom solid) for writing a letter.


Name: _____



Write an acrostic poem about spring.

A decorative border for an acrostic poem. The border is rectangular and features a central horizontal and vertical line. The four corners are decorated with large, stylized flowers. The vertical line on the left side contains the letters S, P, R, I, N, G, each followed by a horizontal line for writing. The horizontal line at the top and the vertical line on the right are also decorated with small, repeating patterns.

Name: _____



Write an acrostic poem about April.

A large, decorative border with a wavy, scalloped edge, resembling a ribbon or a floral pattern, framing the writing area. The border is black and white and has small loops or ties at the top and bottom.

A


P

R

T

I

Name: _____



Write an acrostic poem about Earth.

C
A
R
T
H

